

This report was prepared for the sole and exclusive benefit of Hewlett Packard Enterprise UK Pension Trustee Limited ("**Client**") and solely for the specific purposes set out in the agreement between Aon Hewitt and Client under which this report was prepared. Aon Hewitt Limited accepts no responsibility for the use of this report for any other purpose or by anyone other than the Client.

This report must not be disclosed, reproduced or communicated, in whole or in part, to any third party without Aon Hewitt Limited's express written consent. No third party to whom this report is disclosed, is entitled to rely on this report for any purpose whatsoever and any use of this report is entirely at the third party's own risk. Aon Hewitt does not accept any duty of care, nor any responsibility or liability, to any third party in respect of the contents of this report.

Copyright © 2017 Aon Hewitt Limited. All rights reserved.



Hewlett-Packard Limited Retirement Benefits Plan: Digital Section (the Plan)

Annual Actuarial Report as at 31 October 2016

Prepared for Hewlett Packard Enterprise UK Pension Trustee Limited
 (the Trustee)

Prepared by David Eteen FIA, Scheme Actuary

Date 27 July 2017

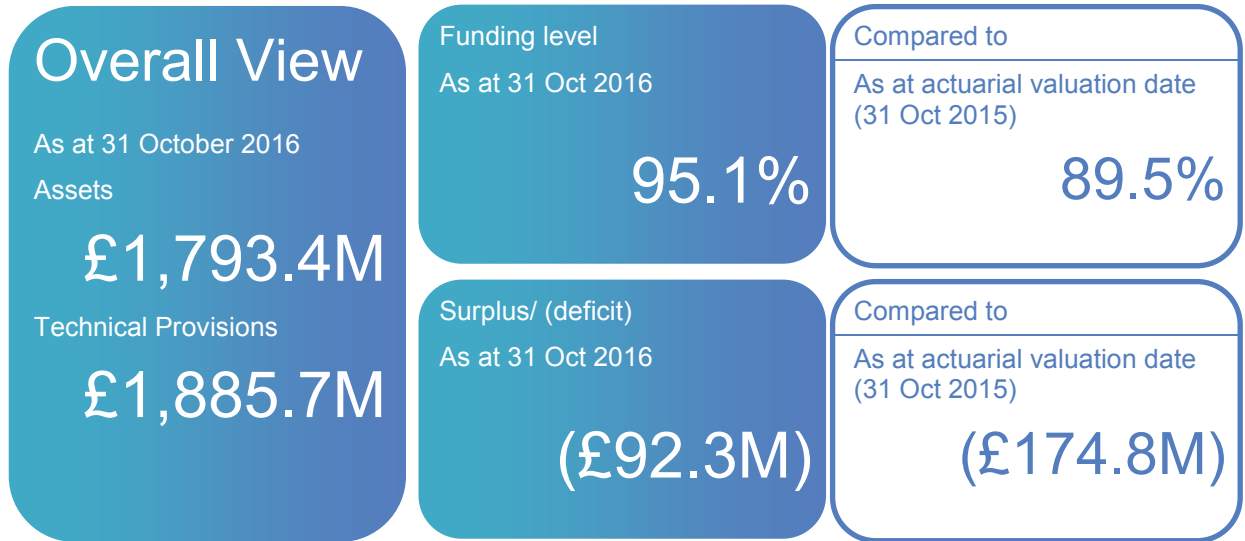
Copyright © 2017 Aon Hewitt Limited. All rights reserved.
aon.com

Aon Hewitt Limited is authorised and regulated by the Financial Conduct Authority.
Registered in England & Wales No. 4396810
Registered office:

The Aon Centre | The Leadenhall Building | 122 Leadenhall Street | London | EC3V 4AN

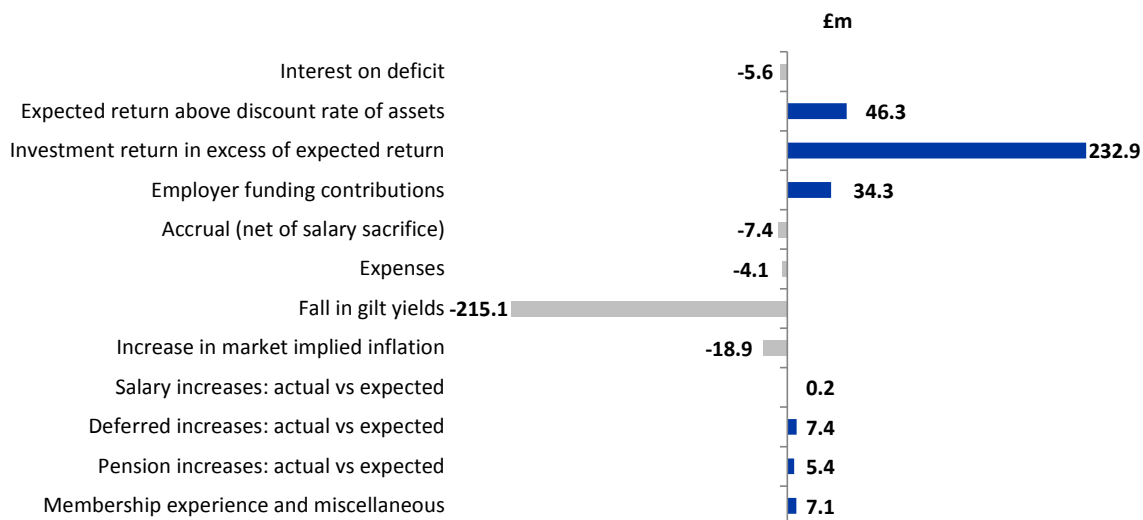
This report and any enclosures or attachments are prepared on the understanding that it is solely for the benefit of the addressee(s). Unless the Scheme Actuary or Aon Hewitt provide express prior written consent no part of this report should be reproduced, distributed or communicated to anyone else and, in providing this report, the Scheme Actuary and Aon Hewitt do not accept or assume any responsibility for any other purpose or to anyone other than the addressee(s) of this report.

Annual funding update as at 31 October 2016



Analysis

Reasons for change in Technical Provisions deficit since 31 October 2015



Comments

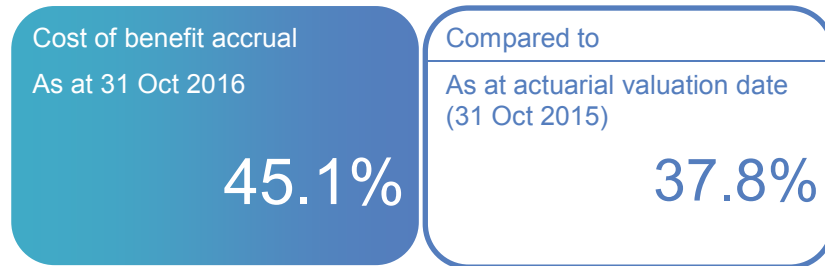
The chart above sets out the factors contributing to the change in the funding deficit, which reduced by £82.5m over the year to 31 October 2016.

Since 31 October 2015:

- The assets have increased, due to higher than expected investment returns and the Company's contribution of £34.3m paid in March 2016
- The increase in the assets was partially offset by an increase in the technical provisions over the period as a result of a fall in the expected return on bonds and an increase in expectations for future inflation. This meant that more money was needed to be set aside in order to pay benefits in the future

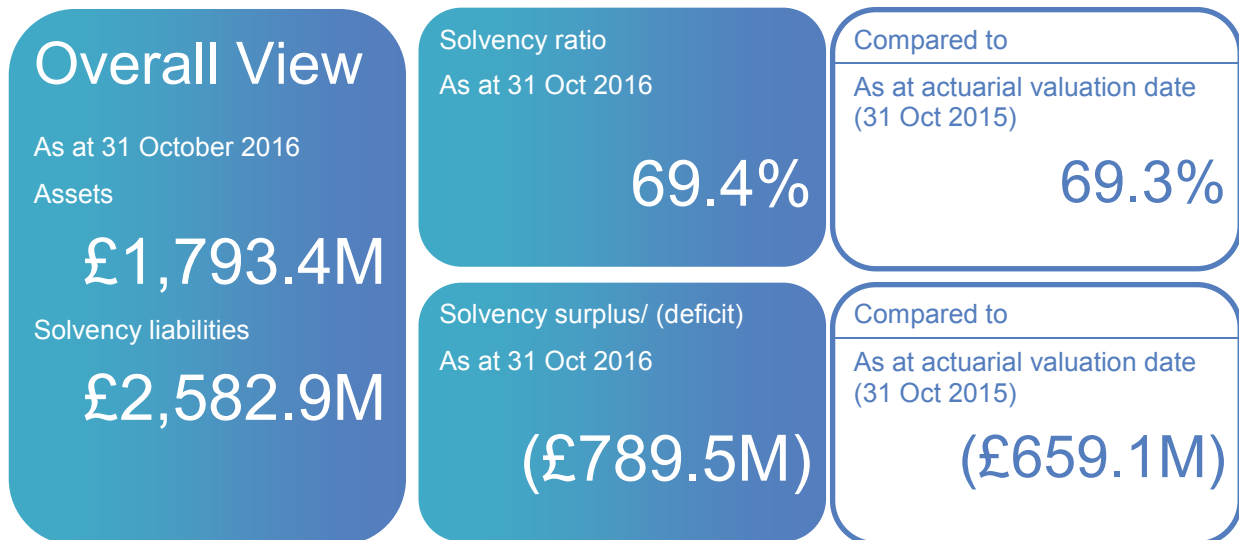
Extra information

Future service cost



The cost of future benefit accrual shown above includes member contributions. The rates do not include the costs of administering the Plan.

Solvency funding update



Background information

Purpose

This is the annual actuarial report required by legislation.

Its purpose is to provide an update of the assets and Technical Provisions of the Digital Section of the Hewlett-Packard Limited Retirement Benefits Plan (the Plan).

This update is intended to be used by the Trustee as the basis of the summary funding statement provided to members.

A copy of this report must be made available to the sponsor within seven days of receiving it and to members within two months of request.

Method

This funding update is consistent with the Technical Provisions calculations for the formal actuarial valuation as at 31 October 2015. The assumptions used have been modified only insofar as is necessary to maintain consistency with the statement of funding principles dated 30 June 2017, reflecting the change in the effective date and in relevant market conditions.

The figures in this update have been based on full actuarial calculations carried out as at 31 October 2016.

This update is designed to give a broad picture of the direction of funding changes since the actuarial valuation but does not have the same level of reliability as, and therefore does not replace the need for, formal actuarial valuations.

It does not reflect any changes to assumptions which would be made if a full actuarial valuation were to be carried out to reflect, for example, changes to the covenant of the sponsoring employer, investment strategy or economic outlook.

If you believe there has been a material deterioration in the covenant or the economic outlook and/or the Plan's investment strategy has changed materially since the last valuation, it may not be suitable to rely on the results of this actuarial report as being representative of the Plan's funding position as at 31 October 2016 were you to have reviewed your statement of funding principles and conducted an out of cycle valuation.

Membership data

The actuarial calculations as at 31 October 2016 are based on membership data as at 31 July 2016 provided by Equiniti Paymaster Ltd (the Plan administrators). The update therefore allows for changes during most of the year such as membership movements and salary increases. I am not aware of any significant membership changes between 31 July 2016 and 31 October 2016. A summary of the data used is set out in the Appendix.

Assets

For the purpose of this update, I have used an audited value of the Plan's assets (excluding money purchase AVCs) as at 31 October 2016.

Making decisions

Other than deciding that it is not necessary to commission an out of cycle actuarial valuation, you should not rely on this update when making any decision about plan funding or the investment strategy, without first talking to us.

Glossary

Funding level/ratio is the ratio of the value of assets to the value of liabilities.

Surplus / Deficit displays the value of assets less the value of the liabilities. If the value of the liabilities is greater than the value of the assets, then the difference is called a deficit.

Technical Provisions represent the funding target for a scheme agreed as part of the actuarial valuation.

Solvency ratio represents the value of assets expressed as a percentage of the cost of buy-in out the liabilities from an insurance company.

Appendix: Membership Data

A summary of the membership data provided is set out below

Membership data as at 31 July 2016 was provided by Equiniti Paymaster Ltd

Active members

	Number	Average age	Total annual salaries (£000 p.a.)	Average annual salary (£ p.a.)	Average service (years)
2016	335	53	20,290	60,568	25
2015	384	52	22,986	59,860	24

Deferred pensioners

	Number	Average age	Total deferred pensions (£000 p.a.)	Average pension (£ p.a.)
2016	6,138	54	33,276	5,421
2015	6,423	53	35,221	5,482

Pensioners

	Number	Average age	Total pensions (£000 p.a.)	Average pension (£ p.a.)
2016	3,889	68	36,249	9,321
2015	3,646	67	33,573	9,208

Notes

- The average service for active members includes any transferred in service
- The deferred pension amounts include revaluations up to 31 October of the relevant year
- The pensioners include dependants including dependant children
- Average age figures shown are un-weighted
- The membership data is as at 31 July of the relevant year

Further information

Requirement for report

This report is required by and has been produced in accordance with section 224 of the Pensions Act 2004 and Regulation 7 of the Occupational Pension Schemes (Scheme Funding) regulations 2005.

This report has been requested by the Trustee of the Plan. It has been prepared under the terms of the Scheme Actuary Agreement between the Trustee and me on the understanding that it is solely for the benefit of the addressee.

TAS compliant

This report and the work relating to it comply with 'Technical Actuarial Standard 100: Principles for Technical Actuarial Work' and 'Technical Actuarial Standard 300: Pensions'.

This report should be read in conjunction with:

- My report on the most recent actuarial valuation of the Plan as at 31 October 2015 dated 12 July 2017
- The statement of funding principles dated 30 June 2017

The compliance is on the basis that the Trustee of the Hewlett-Packard Limited Retirement Benefits Plan is the addressee and the only user of this report, and that the report is only to be used to form the basis of the summary funding statement provided to members and to help the Trustee decide whether an out of cycle actuarial valuation needs further consideration.

About Aon

[Aon plc](#) (NYSE:AON) is a leading global provider of [risk management](#), insurance brokerage and [reinsurance](#) brokerage, and [human resources](#) solutions and [outsourcing](#) services. Through its more than 72,000 colleagues worldwide, [Aon](#) unites to empower results for clients in over 120 countries via [innovative risk](#) and [people](#) solutions. For further information on our capabilities and to learn how we empower results for clients, please visit: <http://aon.mediaroom.com/>.